

Emerdyn Bin Enclosure

EM224 range



Emerdyn Bin Enclosure


EM224 range




EMERDYN

02 9534 1314

sales@emerdyn.com.au



EM224-SS-240



EM224-120

Standard Specifications:

- Body: galvanised perforated sheet steel, powder coated OR #316 stainless steel
- Chute: #316 stainless steel
- Fixings: stainless steel hinges & lock
- Fixture: surface, sub-surface, inground

Options:

- Capacity: 120 litre, 240 litre
- Co-joined: twin or triple unit combinations
- Body: custom perforations, no perforations
- Hood: #316 stainless steel hood & pins, angled hood & pins, full hood, recycle or custom
- Chute: 200x200, 250x250 (120L), and 300x300, 350x350, 400x400 (240L)
- Recycle Top: #316 stainless steel (see EM224-RC)
- Signage: recycle, general, custom
- Logo: template design required



EM224-SS-240-HP with hood & pins option



EM224-240-HP with hood & pins option



EM224-SS-240-HP with hood, pins & logo options

Emerdyn Bin Enclosure

EM224 range




EMERDYN

02 9534 1314

sales@emerdyn.com.au



EM224-SS-240-HP with hood, pins and signage options



EM224-SS-240-FH with full hood option




EM224-SS-240-HP with hood & pins, custom logo panel option




EM224-SS Modified for Sydney Trains with no perforations and signage options



EM224-SS-120-HP with no perforations, hood & pins options



EM224-SS-240 stainless steel body option



EM224-SS-660-HP 660L with hood and pins option



Example co-joined unit combination



EM224-SS-240-FHR recycle slot opening



Example Logo option

Emerdyn Bin Enclosure

EM224 range



EMERDYN

02 9534 1314

sales@emerdyn.com.au



EM224-240-HP with hood & pins option



EM224-120-AHP with angled hood & pins option



EM224-120-FH custom with full hood, powdercoated chute and hood options



EM224-120-RC with recycling top option and custom logo panels



EM224-240 with custom logo



EM224-240-HP body with no perforations, hood and pins options

CODES

Standard Body

EM224-120
EM224-240
EM224-120-HP
EM224-240-HP
EM224-120-AHP
EM224-240-AHP
EM224-120-FH
EM224-240-FH
EM224-120-RC
EM224-240-RC
EM224-120-FHR
EM224-240-FHR

Stainless Steel Body

EM224-SS-120 120L No Hood
EM224-SS-240 240L No Hood
EM224-SS-120-HP 120L Hood & Pins
EM224-SS-240-HP 240L Hood & Pins
EM224-SS-120-AHP 120L Angled Hood & Pins
EM224-SS-240-AHP 240L Angled Hood & Pins
EM224-SS-120-FH 120L Full Hood
EM224-SS-240-FH 240L Full Hood
EM224-SS-120-RC 120L Recycling Hood
EM224-SS-240-RC 240L Recycling Hood
EM224-SS-120-FHR 120L Vertical Recycle Slot
EM224-SS-240-FHR 240L Vertical Recycle Slot

Emerdyn Bin Enclosure

EM224 range

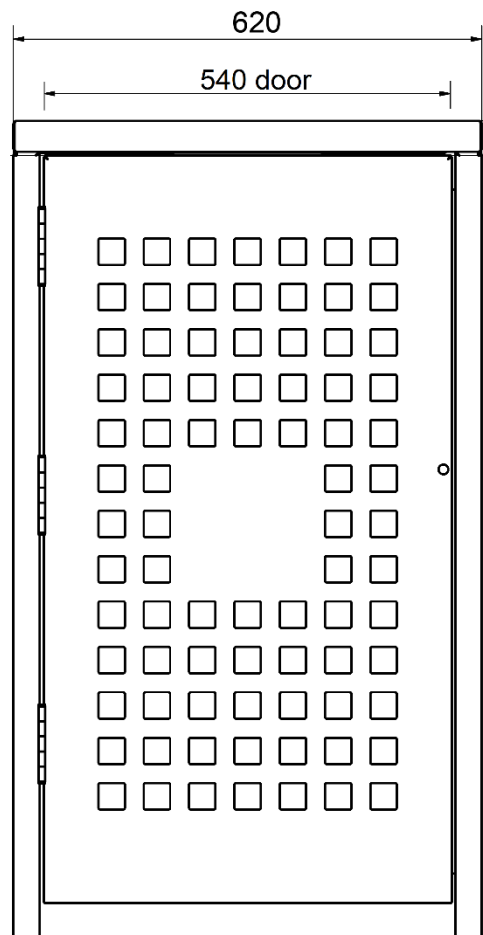
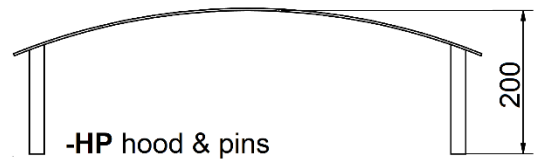
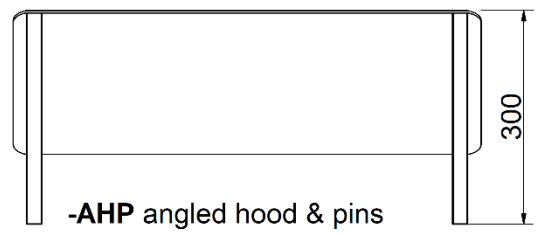
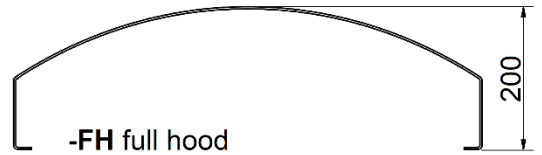
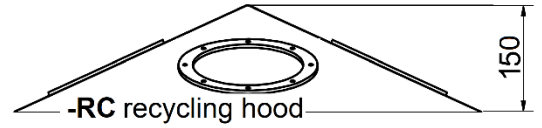
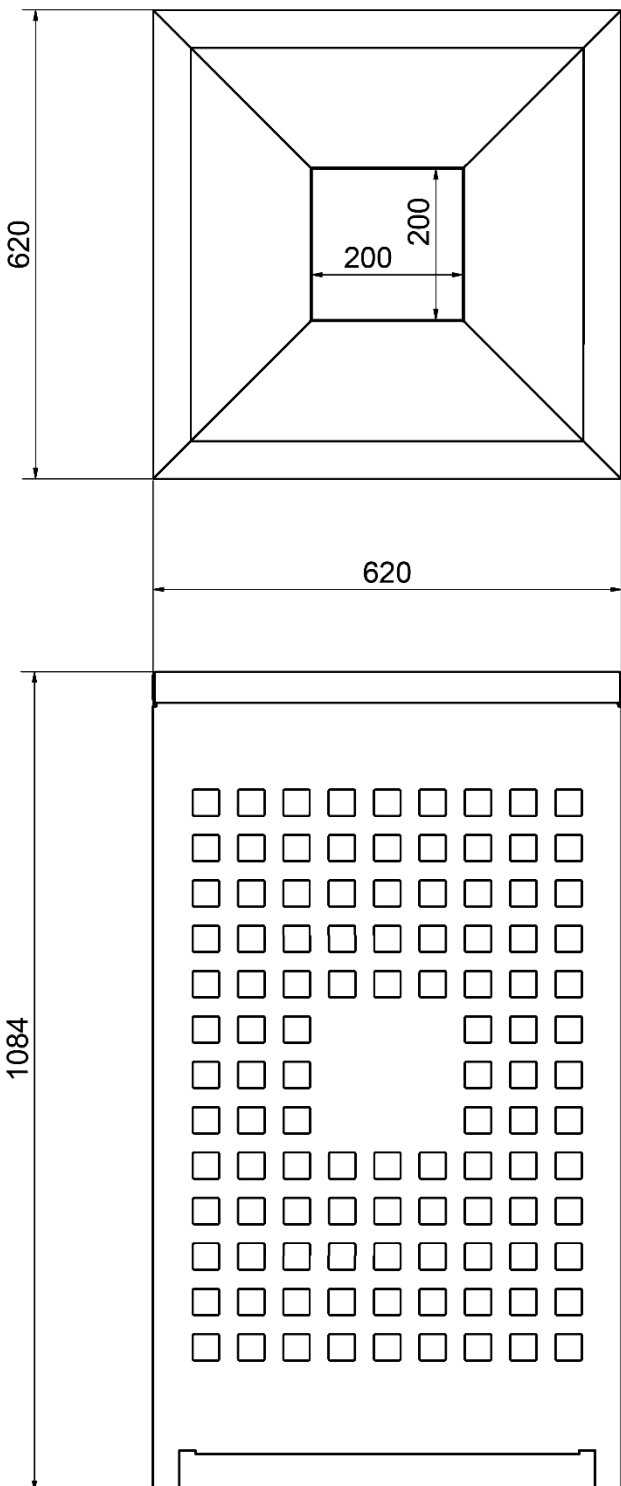


EMERDYN

02 9534 1314

sales@emerdyn.com.au

Dimensions EM224 120L option



Emerdyn Bin Enclosure

EM224 range

Dimensions EM224 240L option

